

The Magic Stapler

New generation

*The essential tool for
plastic repair.*



Patent pending



- ▶ Rotative head
- ▶ 2 lenght of electrode
- ▶ Lighting LED
- ▶ 6 level of power
- ▶ 2 welding tip

mixplast

▷ Fix quickly broken plastic



▷ Shell mirror



▷ Fog lamps



▷ Dashboard



▷ Door trim



▷ Bumper

Don't throw

expensive



parts

anymore




▷ Adjustable in current power:

The power of the current depends on which of the 6 different levels chosen using button UP and DOWN and allows a perfect control during the stapling or the welding steps.

The power can be switched from 2 to 40 Amp.

▷ Adjustable in rotation:

You can 90° rotate the head for an optimal position in work.



▷ Adjustable in position



Holes to place the staples are provided in 3 different angles in order to always be in the better working conditions.



▷ Multifunction: Stapler and welder

You can plug and unplug the welding tips in one step.

Set up the power level 5 or level 6 to turn red the welding tip in less than 8 seconds.




▷ Filling powder:

Heat the powder with the Magic Stapler welding tip and melt together the plastic fiber and powder in order to fill the repair.

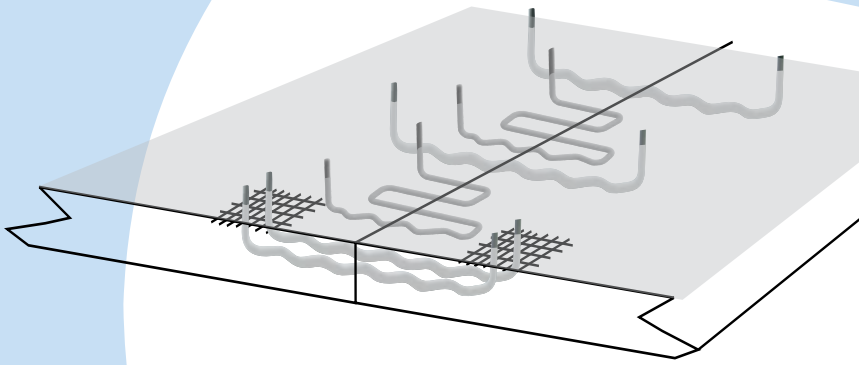
Powder is very flexible.

▷ Adjustable in length:

Electrode can be easily switched from 2 to 15 centimeter in order to work in difficult place to access.



▷ Repair strongly: using specific step process



MixPlast® research and development works to make it stronger and easier.

The two following samples of plastic have all been repaired using the Magic Stapler, but using slightly different methods. The same force was then exerted on all 2 samples to test the strength and the rigidity of each repair and therefore determine the most effective method of repair. Sample number one proved to be the only repair that was able to withstand the force that was exerted. To create the solid repair as shown in sample one, 2 x 3649 staples are embedded into the plastic edge and secured into place using a small piece of 3650 stainless steel wire mesh. 3645 and 3649 are then embedded in alternation along the break as needed.

Strongest way

1

A diagram and photograph illustrating the strongest repair method. The diagram shows a cross-section of a plastic piece with a jagged break. Two rows of staples, labeled #3649-9, are embedded into the plastic. A piece of stainless steel wire mesh, labeled 3650, is secured over the staples. The photograph shows the actual repair on a grey plastic piece, with the staples and mesh clearly visible.

#3649-9

3650

#3649-9

#3645-9


Weak way

2

A diagram and photograph illustrating the weak repair method. The diagram shows a cross-section of a plastic piece with a jagged break. A single staple, labeled #3643, is embedded into the plastic. The photograph shows the actual repair on a grey plastic piece, with the single staple clearly visible.

#3643 is designed to fix very small area

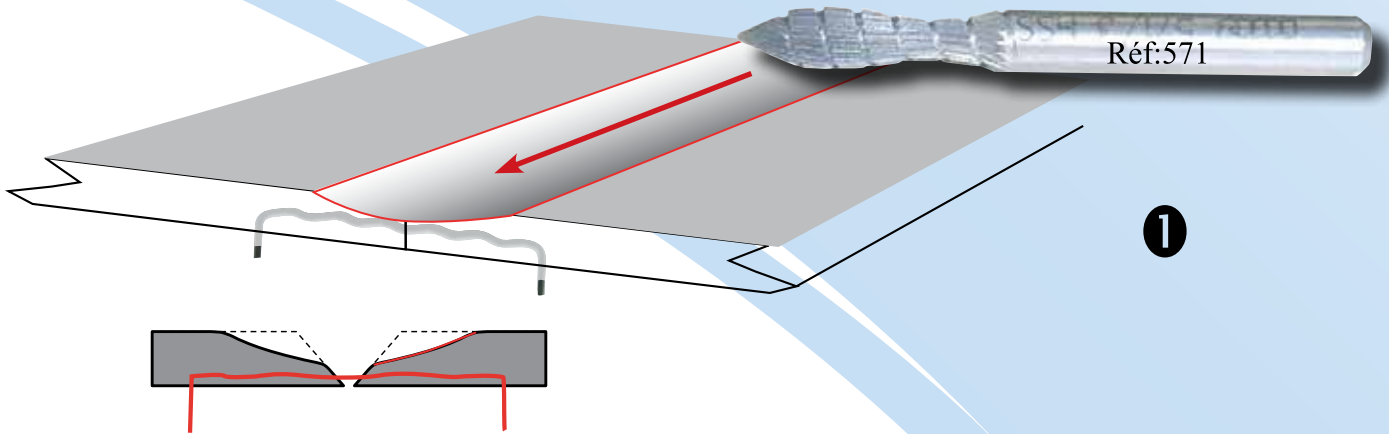
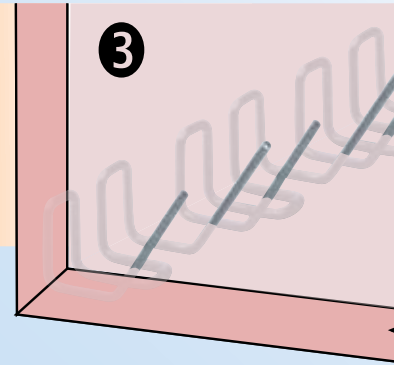
▷ Shape to fit: easy to curve



3649 staple is easy to shape in order to fit plastic tabs and brackets or broken surface curves.

▶ Shape to fit: easy to curve

3658 staple allows to adjust the angle without changing the pin connection

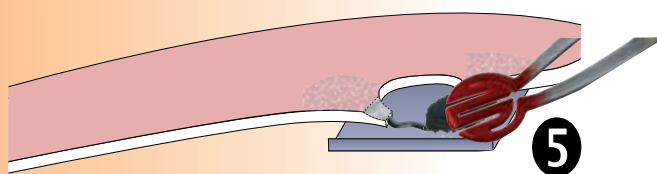


Use the special drill Ref :571 on the outside of the part in order to create a channel along the break.

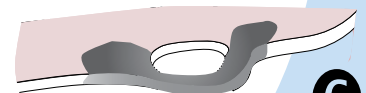
Reseal using 36891 semi-rigid repair cartridge without primer.



4



5



6

3690 Plastic Powder is a very flexible hot melt filler, designed to fill in small and medium spaces after the repair with staple or wire mesh product. Must be used with Magic Stapler welder.



Mix Sarl ZA de l'Avenir - 30600 VESTRIC & CANDIAC - France
Tel:+33 466 711 447 - E-mail: mixplast@mix.fr - Web: www.mix.fr

Kit includes

1 x Carton Case	100 x 3641 U shape staple
1 x Magic Stapler gun	100 x 3642 V shape staple
2 x Long electrode L 150mm	100 x 3643 N shape staple
2 x Short electrode L 20mm	50 x 3645 Break repair staple
1 x 3644-U Shape welding tip	50 x 3658 Adjustable inside angle staple
1 x 3644-O shape welding tip	50 x 3668 Adjustable outside angle staple
1 x 3690 plastic powder	50 x 3649 shape to fit staple
1 x 3644-II Cleaning brush	1 x 3650 Wire mesh
1 x 36891 repair & finishing cream	1 x Charger

Instruction manual - warranty



The essential tool for plastic repair.